

FORM NO. 10B

[See rule 17B]

Audit report under section 12A(b) of the Income-tax Act, 1961, in the case of charitable or religious trusts or institutions

We have examined the balance sheet of Vignans Foundation For Science Technology And Research - AABTY1315Q [name and PAN of the trust or institution] as at 31/03/2019 and the Profit and loss account for the year ended on that date which are in agreement with the books of account maintained by the said trust or institution.

We have obtained all the information and explanations which to the best of our knowledge and belief were necessary for the purposes of the audit. In our opinion, proper books of account have been kept by the head office and the branches of the abovenamed trust visited by us so far as appears from our examination of the books, and proper Returns adequate for the purposes of audit have been received from branches not visited by us, subject to the comments given below:

In our opinion and to the best of our information, and according to information given to us, the said accounts give a true and fair view-

(i) in the case of the balance sheet, of the state of affairs of the above named trust as at 31/03/2019 and

(ii) in the case of the profit and loss account, of the profit or loss of its accounting year ending on 31/03/2019

The prescribed particulars are annexed hereto.

Place Guntur
Date 19/10/2019

Name B. Srinivasa Rao
Membership Number 208788
FRN (Firm Registration Number) 0002798S
Address D. No. 5-87-129, Main Road, Lakshmiipuram, Guntur

UDIN: 19208788AAAAGX6689

ANNEXURE

Statement of particulars

I. APPLICATION OF INCOME FOR CHARITABLE OR RELIGIOUS PURPOSES



| | | |
|-----|---|------------|
| 1. | Amount of income of the previous year applied to charitable or religious purposes in India during that year (₹) | 1050237256 |
| 2. | Whether the trust has exercised the option under clause (2) of the Explanation to section 11(1) ? If so, the details of the amount of income deemed to have been applied to charitable or religious purposes in India during the previous year (₹) | No |
| 3. | Amount of income accumulated or set apart for application to charitable or religious purposes, to the extent it does not exceed 15 per cent of the income derived from property held under trust wholly for such purposes. (₹) | No |
| 4. | Amount of income eligible for exemption under section 11(1)(c) (Give details) | No |
| 5. | Amount of income, in addition to the amount referred to in item 3 above, accumulated or set apart for specified purposes under section 11(2) (₹) | 0 |
| 6. | Whether the amount of income mentioned in item 5 above has been invested or deposited in the manner laid down in section 11(2)(b) ? If so, the details thereof. | No |
| 7. | Whether any part of the income in respect of which an option was exercised under clause (2) of the Explanation to section 11(1) in any earlier year is deemed to be income of the previous year under section 11(1B) ? If so, the details thereof (₹) | No |
| 8. | Whether, during the previous year, any part of income accumulated or set apart for specified purposes under section 11(2) in any earlier year- | |
| (a) | has been applied for purposes other than charitable or religious purposes or has ceased to be accumulated or set apart for application thereto, or | No |
| (b) | has ceased to remain invested in any security referred to in section 11(2)(b)(i) or deposited in any account referred to in section 11(2)(b)(ii) or section 11(2)(b)(iii), or | No |
| (c) | has not been utilised for purposes for which it was accumulated or set apart during the period for which | No |

it was to be accumulated or set apart, or in the year immediately following the expiry thereof? If so, the details thereof

II. APPLICATION OR USE OF INCOME OR PROPERTY FOR THE BENEFIT OF PERSONS REFERRED TO IN SECTION 13(3)

| | | |
|----|---|----|
| 1. | Whether any part of the income or property of the trust was lent, or continues to be lent, in the previous year to any person referred to in section 13(3) (hereinafter referred to in this Annexure as such person)? If so, give details of the amount, rate of interest charged and the nature of security, if any. | No |
| 2. | Whether any part of the income or property of the trust was made, or continued to be made, available for the use of any such person during the previous year? If so, give details of the property and the amount of rent or compensation charged, if any. | No |
| 3. | Whether any payment was made to any such person during the previous year by way of salary, allowance or otherwise? If so, give details | No |
| 4. | Whether the services of the trust were made available to any such person during the previous year? If so, give details thereof together with remuneration or compensation received, if any | No |
| 5. | Whether any share, security or other property was purchased by or on behalf of the trust during the previous year from any such person? If so, give details thereof together with the consideration paid | No |
| 6. | Whether any share, security or other property was sold by or on behalf of the trust during the previous year to any such person? If so, give details thereof together with the consideration received | No |
| 7. | Whether any income or property of the trust was diverted during the previous year in favour of any such person? If so, give details thereof together with the amount of income or value of property so diverted | No |
| 8. | Whether the income or property of the trust was used or applied during the previous year for the benefit of any such person in any other manner? If so, give details | No |

III. INVESTMENTS HELD AT ANY TIME DURING THE PREVIOUS YEAR(S) IN CONCERNS IN WHICH PERSONS REFERRED TO IN SECTION 13(3) HAVE A SUBSTANTIAL INTEREST

| S. No. | Name and address of the concern | Where the concern is a company, number and class of shares held | Nominal value of the investment(₹) | Income from the investment(₹) | Whether the amount in col. 4 exceeded 5 per cent of the capital of the concern during the previous year-say, Yes/No |
|--------------|---------------------------------|---|------------------------------------|-------------------------------|---|
| Total | | | | | |

Place Guntur
Date 19/10/2019

Name B. Srinivasa Rao
Membership Number 208788
FRN (Firm Registration Number) 0002798S
Address D. No. 5-87-129, Main Road, Lakshmipuram, Guntur

M. S. S. S.

UDIN: 19208788AAAAFX6689




| | |
|---------------------|----------|
| Form Filing Details | |
| Revision/Original | Original |

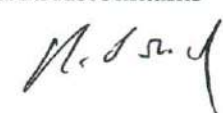
VIGNAN'S FOUNDATION FOR SCIENCE, TECHNOLOGY AND RESEARCH
VADLAMUDI
BALANCE SHEET AS AT 31.03.2019

| PARTICULARS | Schedule | ₹ As at 31.03.2019 | ₹ As at 31.03.2018 |
|---|----------|-----------------------|-----------------------|
| SOURCES OF FUNDS: | | | |
| UNRESTRICTED FUNDS | | | |
| Corpus Fund | 1 | 5,01,01,116 | 5,01,01,116 |
| General Fund | 2 | 80,54,44,854 | 65,05,72,819 |
| Designated/ Earmarked Funds | | - | - |
| RESTRICTED FUNDS | 3 | 74,68,375 | 29,79,868 |
| LOANS/BORROWINGS | | | |
| Secured Loans | 4 | 25,96,80,492 | 31,75,62,203 |
| Un-Secured Loans | | - | - |
| CURRENT LIABILITIES AND PROVISIONS | 5 | 6,69,69,681 | 4,92,97,100 |
| TOTAL | | 1,18,96,64,517 | 1,07,05,13,105 |
| APPLICATION OF FUNDS: | | | |
| FIXED ASSETS | | | |
| Tangible Assets | 6 | 77,42,65,896 | 60,69,27,414 |
| Intangible Assets | | 39,18,516 | 28,11,136 |
| Capital Work-in-Progress | | 11,72,840 | 8,57,830 |
| INVESTMENTS | | | |
| Long Term | 7 | - | - |
| Short Term | | 7,24,18,918 | 9,61,83,619 |
| CURRENT ASSETS | 8 | 26,31,81,166 | 29,95,68,704 |
| LOANS, ADVANCES AND DEPOSITS | 9 | 7,47,07,182 | 6,41,64,402 |
| TOTAL | | 1,18,96,64,517 | 1,07,05,13,105 |

for Vignan's Foundation For Science,
Technology and Research


Managing Trustee

As per our report even date annexed
for M/s Punnaiah & Co
Chartered Accountants


Partner

(B. SRINIVASA RAO)
M. No. 208788, PARTNER
Firm Regn. No. 002798S

Place: Vadlamudi

Date: 19.10.2019




UDIN: 19208788AAAAFX6689

VIGNAN'S FOUNDATION FOR SCIENCE, TECHNOLOGY AND RESEARCH
VADLAMUDI
INCOME AND EXPENDITURE ACCOUNT FOR THE YEAR ENDED 31.03.2019

| Particulars | Schedule | Current Year | | | | | Previous Year |
|---|----------|--------------------|-----------------|----------------|------------------|----------------|---------------|
| | | Unrestricted Funds | | | Restricted Funds | Total | Total |
| | | Corpus Fund | Designated Fund | General Fund | | | |
| INCOME | | | | | | | |
| Academic Receipts | 10 | - | - | 1,03,32,80,143 | - | 1,03,32,80,143 | 76,32,35,277 |
| Grants & Donations | 11 | - | - | - | - | - | - |
| Income from Investments | 12 | - | - | 12,35,299 | - | 12,35,299 | 11,83,619 |
| Other Incomes | 13 | - | - | 1,57,21,815 | - | 1,57,21,815 | 1,74,13,478 |
| TOTAL (A) | | - | - | 1,05,02,37,256 | - | 1,05,02,37,256 | 78,18,32,375 |
| EXPENDITURE | | | | | | | |
| Staff Payments & Benefits | 14 | - | - | 33,21,18,212 | - | 33,21,18,212 | 25,85,52,503 |
| Academic Expenses | 15 | - | - | 24,31,87,017 | - | 24,31,87,017 | 7,99,65,593 |
| Administrative & General Expenses | 16 | - | - | 18,11,11,142 | - | 18,11,11,142 | 16,24,36,696 |
| Transportation Expenses | 17 | - | - | 1,87,97,730 | - | 1,87,97,730 | 22,93,821 |
| Repairs & Maintenance | 18 | - | - | 1,30,53,307 | - | 1,30,53,307 | 1,41,11,654 |
| Finance Costs | 19 | - | - | 2,12,46,438 | - | 2,12,46,438 | 2,68,25,642 |
| Depreciation | 20 | - | - | 8,58,51,376 | - | 8,58,51,376 | 7,26,42,921 |
| TOTAL (B) | | - | - | 89,53,65,221 | - | 89,53,65,221 | 61,68,28,831 |
| Balance being Excess of Income over Expenditure (A-B) | | - | - | 15,48,72,035 | - | 15,48,72,035 | 16,50,03,544 |
| Transfer to/from Designated Fund | | - | - | - | - | - | - |
| Building Fund | | - | - | - | - | - | - |
| Corpus Fund | | - | - | - | - | - | - |
| Balance Being Surplus/(Deficit) Carried to General Fund | | - | - | 15,48,72,035 | - | 15,48,72,035 | 16,50,03,544 |
| Notes on Accounts | | | | | | | |

for Vignan's Foundation For Science,
Technology and Research


Managing Trustee

Place: Vadlamudi
Date: 19.10.2019



As per our report even date annexed
for M/s Punnaiah & Co
Chartered Accountants


Partner
(B. SRINIVASA RAO)
M. No. 208788, PARTNER
Firm Regn. No. 002798S

UDEN: 19208788AAAAFX6689

VIGNAN'S FOUNDATION FOR SCIENCE, TECHNOLOGY AND RESEARCH: VADLAMUDI.
SCHEDULES FORMING PART OF BALANCE SHEET AS AT 31.03.2019

SCHEDULE -1 CORPUS FUND

| Particulars | As at 31.03.2019 | As at 31.03.2018 |
|---|-------------------|-------------------|
| Balance as at the beginning of the year | 501,01,116 | 501,01,116 |
| Add: Contributions/yearmarked towards Corpus | - | - |
| Deduct: Asset written off during the year created out of Corpus | - | - |
| BALANCE AT THE YEAR-END | 501,01,116 | 501,01,116 |

SCHEDULE -2 GENERAL FUND

| Particulars | As at 31.03.2019 | As at 31.03.2018 |
|--|--------------------|--------------------|
| Balance as at the beginning of the year | 6505,72,819 | 4855,69,275 |
| Add: Contributions towards General Fund | - | - |
| Add: Balance of Net Surplus/(Deficit) transferred from the Income and Expenditure Account | 1548,72,035 | 1650,03,544 |
| BALANCE AT THE YEAR-END | 8054,44,854 | 6505,72,819 |



VIGNAN'S FOUNDATION FOR SCIENCE, TECHNOLOGY AND RESEARCH: VADLAMUDI.
SCHEDULES FORMING PART OF BALANCE SHEET AS AT 31.03.2019

SCHEDULE 3 - RESTRICTED FUNDS

| Particulars | FUND WISE BREAK UP | | | | TOTAL | |
|--|--------------------|----------|----------|----------|-------------------|-------------------|
| | FUND AA | FUND BB | FUND CC | FUND DD | As at 31.03.2019 | As at 31.03.2018 |
| a) Opening balance of the funds | 29,79,868 | - | - | - | 29,79,868 | 56,10,234 |
| b) Additions to the Funds: | | | | | | |
| i. Grants from Government Agencies (Net) | 126,26,417 | - | - | - | 126,26,417 | 81,74,127 |
| ii. Income from Investments made on account of Funds | - | - | - | - | - | - |
| iii. Accrued interest on Investments on account of Funds | 1,77,939 | - | - | - | 1,77,939 | 1,43,562 |
| iv. Other additions (Transfer of unrealised DST project funds) | 19,000 | - | - | - | 19,000 | - |
| TOTAL (a+b) | 158,03,224 | - | - | - | 158,03,224 | 139,27,923 |
| c) Utilisation/Expenditure towards objectives of funds | | | | | | |
| i. Capital Expenditure | | | | | | |
| Equipment | 12,16,807 | - | - | - | 12,16,807 | 28,57,347 |
| Others | - | - | - | - | - | - |
| Total | 12,16,807 | - | - | - | 12,16,807 | 28,57,347 |
| ii. Revenue Expenditure | | | | | | |
| Salaries, Wages and Allowances, etc., | 26,10,027 | - | - | - | 26,10,027 | 21,97,937 |
| Rent | - | - | - | - | - | - |
| Other Administrative Expenses | 45,08,015 | - | - | - | 45,08,015 | 58,92,771 |
| Total | 71,18,042 | - | - | - | 71,18,042 | 80,90,708 |
| TOTAL (c) | 83,34,849 | - | - | - | 83,34,849 | 109,48,055 |
| NET BALANCE AS AT THE YEAR-END (a+b-c) | 74,68,375 | - | - | - | 74,68,375 | 29,79,868 |



VIGNAN'S FOUNDATION FOR SCIENCE, TECHNOLOGY AND RESEARCH: VADLAMUDI.
SCHEDULES FORMING PART OF BALANCE SHEET AS AT 31.03.2019

SCHEDULE 4 - LOANS/BORROWINGS

SECURED LOANS

| Particulars | As at 31.03.2019 | As at 31.03.2018 |
|---|--------------------|--------------------|
| 1. Central Government | - | - |
| 2. State Government (Specify) | - | - |
| 3. Financial Institutions | | |
| a) Term Loans | - | - |
| b) Interest accrued and due | - | - |
| 4. Banks: | | |
| a) Term Loans | - | - |
| UCO Bank Car Loan - 21890610018019 | 1,64,689 | 2,45,125 |
| UCO Bank Car Loan - 21890610019986 | 89,650 | 2,21,495 |
| HDFC Bank Car Loan - 27091598 | - | 6,77,911 |
| PNB Term Loan, Gnt TL A/c No.019500IF00000028 | 1773,59,501 | 2292,99,250 |
| -Interest accrued and due | 17,12,278 | 20,31,631 |
| b) Other Loans | | |
| PNB Gnt OD A/c No.0195009300026829 | 799,99,850 | 850,33,409 |
| Dhanlaxmi Bank OD A/c No.309 | - | - |
| -Interest accrued and due | 3,54,524 | 53,382 |
| 5. Other Institutions and Agencies | - | - |
| 6. Debentures and Bonds | - | - |
| 7. Others (Specify) | - | - |
| Total | 2596,80,492 | 3175,62,203 |
| Note: Amounts due within one year | 1301,79,818 | 809,61,870 |

UNSECURED LOANS

| Particulars | As at 31.03.2019 | As at 31.03.2018 |
|--|------------------|------------------|
| 1. Central Government | - | - |
| 2. State Government (Specify) | - | - |
| 3. Financial Institutions | - | - |
| 4. Banks: | | |
| a) Term Loans | - | - |
| b) Other Loans (specify) | - | - |
| 5. Other Institutions and Agencies | - | - |
| 6. Debentures and Bonds | - | - |
| 7. Fixed Deposits | - | - |
| Total | - | - |
| Note: Amounts due within one year | - | - |



VIGNAN'S FOUNDATION FOR SCIENCE, TECHNOLOGY AND RESEARCH: VADLAMUDI.
SCHEDULES FORMING PART OF BALANCE SHEET AS AT 31.03.2019

SCHEDULE 6 - FIXED ASSETS

| Particulars | Depreciation Rate | GROSS BLOCK | | | | DEPRECIATION | | | | | NET BLOCK | |
|--|-------------------|--|---------------------------|----------------------------|--------------------------------|---------------------------------|-----------------------------|------------------------------|-------------------------------|--------------------------|----------------------------|-----------------------------|
| | | Cost/valuation As at beginning of the Year | Additions during the Year | Deductions during the Year | Cost/valuation at the Year-end | As at the beginning of the Year | On Openings During the Year | On Additions During the Year | On Deductions during the Year | Total up to the Year-end | As at the Current Year-end | As at the Previous Year-end |
| I. Land: | | | | | | | | | | | | |
| a) Freehold | 0 | 56,716,768 | 2,509,550 | 0 | 59,226,318 | 0 | 0 | 0 | 0 | 0 | 59,226,318 | 56,716,768 |
| b) Leasehold | | 0 | 0 | 0 | 0 | 0 | 0 | 0 | 0 | 0 | 0 | 0 |
| II. Buildings: | | | | | | | | | | | | |
| a) On Freehold Land | | 0 | 0 | 0 | 0 | 0 | 0 | 0 | 0 | 0 | 0 | 0 |
| b) On Leasehold Land | 10 | 558,232,562 | 169,000,000 | 0 | 727,232,562 | 187,754,938 | 37,047,762 | 8,450,000 | 0 | 233,252,700 | 493,979,861 | 370,477,624 |
| c) Ownership Flats/Premises | | 0 | 0 | 0 | 0 | 0 | 0 | 0 | 0 | 0 | 0 | 0 |
| d) Superstructures on Land not belonging to Educational Institutions | | 0 | 0 | 0 | 0 | 0 | 0 | 0 | 0 | 0 | 0 | 0 |
| III. Plants, machinery & equipment | 15 | 48,587,595 | 7,030,284 | 0 | 55,617,879 | 20,408,939 | 4,226,798 | 819,868 | 0 | 25,455,605 | 30,162,274 | 28,178,656 |
| IV. Furniture & fixtures | 10 | 62,619,196 | 6,620,194 | 0 | 69,239,390 | 20,354,876 | 4,226,432 | 595,884 | 0 | 25,177,192 | 44,062,198 | 42,264,320 |
| V. Office Equipment | 15 | 2,721,340 | 22,000 | 0 | 2,743,340 | 1,188,584 | 229,913 | 3,300 | 0 | 1,421,798 | 1,321,542 | 1,532,756 |
| VI. Computer/peripherals | 40 | 41,084,065 | 7,398,695 | 0 | 48,482,760 | 33,883,263 | 2,880,321 | 1,617,666 | 0 | 38,381,250 | 10,101,510 | 7,200,802 |
| VII. Electric Installations | 15 | 19,587,426 | 3,552,366 | 0 | 23,139,792 | 7,788,509 | 1,769,838 | 312,434 | 0 | 9,870,781 | 13,269,011 | 11,798,917 |
| VIII. Library books | 40 | 16,850,203 | 3,224,112 | 0 | 20,074,315 | 14,351,995 | 999,283 | 888,097 | 0 | 16,239,375 | 3,834,940 | 2,498,208 |
| IX. Tube wells & water supply | | 0 | 0 | 0 | 0 | 0 | 0 | 0 | 0 | 0 | 0 | 0 |
| XI. Lab Equipment | 15 | 61,687,081 | 14,098,412 | 0 | 75,785,493 | 18,968,583 | 6,407,775 | 1,352,898 | 0 | 26,729,256 | 49,056,237 | 42,718,498 |
| XII. Sports Equipment | 15 | 2,011,715 | 88,609 | 0 | 2,100,324 | 841,658 | 175,509 | 6,646 | 0 | 1,023,813 | 1,076,511 | 1,170,057 |
| XIV. Vehicles | 15 | 7,626,755 | 27,377,498 | 0 | 35,004,253 | 3,594,701 | 604,808 | 4,096,082 | 0 | 8,295,591 | 26,708,662 | 4,032,054 |
| XVII. University equipment | 15 | 15,687,738 | 1,609,820 | 0 | 17,297,558 | 5,130,504 | 1,583,585 | 147,705 | 0 | 6,861,794 | 10,435,764 | 10,557,234 |
| XVIII. Research & Development Equipment | | | | | | | | | | | | |
| a) Computer Equipment | 40 | 7,130,084 | 0 | 0 | 7,130,084 | 6,539,445 | 236,256 | 0 | 0 | 6,775,700 | 354,384 | 590,639 |
| b) Computer Software | 40 | 3,325,568 | 36,462 | 0 | 3,362,030 | 2,617,239 | 283,332 | 14,585 | 0 | 2,915,155 | 446,875 | 708,329 |
| c) Lab Equipment | 15 | 35,820,835 | 3,224,323 | 0 | 39,045,158 | 11,438,066 | 3,657,415 | 329,968 | 0 | 15,425,449 | 23,619,709 | 24,382,769 |
| d) Library Books | 40 | 1,196,022 | 0 | 0 | 1,196,022 | 1,169,777 | 10,498 | 0 | 0 | 1,180,275 | 15,747 | 26,245 |
| e) Solar Vehicle | 15 | 92,702 | 0 | 0 | 92,702 | 38,139 | 8,184 | 0 | 0 | 46,323 | 46,379 | 54,563 |
| f) Vignan Viranchi Electric vehicle | 15 | 115,130 | 0 | 0 | 115,130 | 49,729 | 9,810 | 0 | 0 | 59,539 | 55,591 | 65,401 |
| g) Green House Project | 10 | 353,266 | 0 | 0 | 353,266 | 51,223 | 30,204 | 0 | 0 | 81,428 | 271,838 | 302,043 |
| h) Animal House Project | 15 | 584,277 | 1,008,953 | 0 | 1,593,230 | 67,005 | 77,591 | 77,546 | 0 | 223,142 | 1,371,088 | 517,272 |
| i) Bio-Gas Project | 15 | 68,685 | 0 | 0 | 68,685 | 8,863 | 8,973 | 0 | 0 | 17,836 | 50,849 | 59,822 |
| j) Herbal Gardens | 15 | 442,288 | 88,940 | 0 | 531,228 | 46,873 | 59,312 | 10,077 | 0 | 116,262 | 414,966 | 395,415 |
| k) Lab Equipment | 15 | 555,156 | 192,374 | 0 | 747,530 | 42,603 | 76,883 | 18,745 | 0 | 138,231 | 609,299 | 512,553 |
| l) Bio Gas Plant | 15 | 0 | 4,142,948 | 0 | 4,142,948 | 0 | 0 | 566,659 | 0 | 566,659 | 3,576,289 | 0 |
| m) Student Project | 15 | 208,555 | 64,430 | 0 | 272,985 | 42,088 | 24,970 | 7,874 | 0 | 74,932 | 198,053 | 166,467 |
| XVIV Computer Software | 40 | 6,583,084 | 3,007,268 | 0 | 9,590,352 | 3,771,948 | 1,124,454 | 775,434 | 0 | 5,671,836 | 3,918,516 | 2,811,136 |
| A. Total of CURRENT YEAR | | 949,888,096 | 254,297,238 | 0 | 1,204,185,334 | 340,149,546 | 65,759,908 | 20,091,468 | 0 | 426,000,922 | 778,184,412 | 609,738,550 |
| PREVIOUS YEAR | | 857,830 | 857,830 | 0 | 857,830 | 0 | 0 | 0 | 0 | 0 | 857,830 | 1,421,719 |
| XII. Capital Work-in-Progress | | 0 | 169,315,010 | 0 | 169,315,010 | 0 | 0 | 0 | 0 | 0 | 169,315,010 | 59,436,111 |
| TRANSFER TO ASSETS | | 0 | 169,000,000 | 0 | 169,000,000 | 0 | 0 | 0 | 0 | 0 | 169,000,000 | 60,000,000 |
| B. NET WORK-IN-PROGRESS | | 857,830 | 1,172,841 | 0 | 1,172,841 | 0 | 0 | 0 | 0 | 0 | 1,172,840 | 857,830 |
| TOTAL (A+B) | | 950,745,926 | 255,470,079 | 0 | 1,205,358,174 | 340,149,546 | 65,759,908 | 20,091,468 | 0 | 426,000,922 | 779,357,252 | 610,596,380 |

VIGNAN'S FOUNDATION FOR SCIENCE, TECHNOLOGY AND RESEARCH: VADLAMUDI.
 SCHEDULES FORMING PART OF BALANCE SHEET AS AT 31.03.2019
 SCHEDULE 5 - CURRENT LIABILITIES & PROVISIONS

| Particulars | As at 31.03.2019 | As at 31.03.2018 |
|--|-------------------|-------------------|
| A. CURRENT LIABILITIES | | |
| 1. Deposits from Staff | 11,82,678 | 6,77,853 |
| 2. Deposits from Students | - | - |
| 3. Sundry Creditors | - | - |
| a) For Goods & Services | 347,20,168 | 260,82,310 |
| b) others | - | - |
| c) Receipts from other units | - | - |
| 3. Advance Fee Collections | 16,78,362 | 17,53,190 |
| 4. Interest accrued but not due on: | | |
| a) Secured Loans/Borrowings | - | - |
| b) Un-Secured Loans/Borrowings | - | - |
| 5. Statutory Liabilities (GPF,TDS,WC TAX,CPF,GIS,NPS): | | |
| a) Overdue | - | - |
| b) TDS Payable | 61,38,008 | 34,84,673 |
| Professional Tax Due | 97,850 | 89,000 |
| d) Provident Fund Payable | 5,94,471 | 5,12,899 |
| e) ESI Contribution Payable | 29,753 | 24,154 |
| 6. Other Current Liabilities | | |
| a) Salaries | - | - |
| b) Receipts against Sponsored Projects | - | - |
| c) Receipts against Sponsored Fellowships & Scholarships | - | - |
| d) Unutilised Grants | - | - |
| e) Grants in Advance | - | - |
| f) Miscellaneous Funds | 35,16,625 | 41,76,046 |
| g) Other Liabilities | 159,52,414 | 123,14,386 |
| h) Scholarships | 28,76,875 | - |
| TOTAL (A) | 667,87,204 | 491,14,511 |
| B. PROVISIONS | | |
| 1. For Taxation | - | - |
| 2. Gratuity | - | - |
| 3. Superannuation/Pension | - | - |
| 4. Accumulated Leave Encashment | - | - |
| 5. LIC Premium Payable | 1,82,477 | 1,82,589 |
| 6. Trade Warranties/Claims | - | - |
| 7. Others (Specify) | - | - |
| TOTAL (B) | 1,82,477 | 1,82,589 |
| TOTAL (A+B) | 669,69,681 | 492,97,100 |



**VIGNAN'S FOUNDATION FOR SCIENCE, TECHNOLOGY AND RESEARCH
VADLAMUDI**

SCHEDULE 7 - INVESTMENTS

| Particulars | As at 31.03.2019 | As at 31.03.2018 |
|---|-------------------|-------------------|
| Long Term Investments | | |
| a) Others (specify) | - | - |
| Total | - | - |
| Short Term Investments | | |
| a) SBI OVERNIGHT REG FUND | - | 561,83,619 |
| b) SBI EQUITY HYBRID FUND | - | 100,00,000 |
| c) RELIANCE MONEY MANAGER FUND | 106,51,129 | 300,00,000 |
| e) RELIANCE BALANCED ADVANTAGE FUND | 200,00,000 | - |
| f) SBI BLUE CHIP FUND - REG PLAN - GROWTH | 94,29,000 | - |
| g) SBI MAGNAM MULTI CAP FUND - REG PLAN - G | 200,00,000 | - |
| h) SBI SAVINGS FUND REG PLAN - GROWTH | 123,38,789 | - |
| Total | 724,18,918 | 961,83,619 |



VIGNAN'S FOUNDATION FOR SCIENCE, TECHNOLOGY AND RESEARCH
VADLAMUDI

SCHEDULE 8 - CURRENT ASSETS

| Particulars | As at 31.03.2019 | As at 31.03.2018 |
|--|--------------------|--------------------|
| 1. Stock: | | |
| a) Stores and Spares | - | - |
| b) Loose Tools | - | - |
| c) Publications | - | - |
| d) Unifroms | - | - |
| 2. Sundry Debtors (Fee Receivables): | | |
| a) Outstanding for a period exceeding six months | - | - |
| b) Others | - | - |
| 3. Cash Balances in hand (including cheques/ drafts and imprest) | 43,545 | 8,251 |
| 4. Bank Balances (to be further classified as pertaining to earmarked fund or otherwise) | | |
| a) With Scheduled Banks: | | |
| In Current Accounts | 285,05,885 | 163,74,935 |
| In Term Deposit Accounts | 2135,21,284 | 1548,55,125 |
| In Savings Accounts | 211,10,452 | 1283,30,394 |
| b) With Non-Scheduled Banks: | | |
| In Current Accounts | - | - |
| In term deposit Accounts | - | - |
| In Savings Accounts | - | - |
| 5. Post Office- Savings Accounts | - | - |
| TOTAL | 2631,81,166 | 2995,68,704 |



VIGNAN'S FOUNDATION FOR SCIENCE, TECHNOLOGY AND RESEARCH
VADLAMUDI

SCHEDULE 9 - LOANS, ADVANCES & DEPOSITS

| Particulars | As at 31.03.2019 | As at 31.03.2018 |
|---|-------------------|-------------------|
| 1. Advances to Employees: | | |
| (Non-interest bearing) | | |
| a) Salary | 5,22,831 | 1,41,151 |
| b) Festival | - | - |
| c) LTC | - | - |
| d) Medical Advance | - | - |
| e) Other (Advances for Expenditure) | 6,38,063 | 4,47,617 |
| 2. Long Term Advances to Employees: | | |
| (Interest bearing) | | |
| a) Vehicle loan | - | - |
| b) Home loan | - | - |
| c) Others (to be specified) | - | - |
| 3. Advances and other amounts recoverable in cash or in kind or for value to be received: | | |
| a) On Capital Account | 251,61,619 | 230,67,819 |
| b) to suppliers | 154,21,921 | 18,40,410 |
| c) Service providers | 8,08,948 | 8,59,302 |
| 4. Prepaid Expenses | | |
| a) Insurance | 6,82,598 | 54,527 |
| b) Internet | 6,99,041 | 11,70,869 |
| c) Others | 61,73,872 | 64,72,814 |
| 5. Deposits | | |
| a) Telephone | 51,239 | 51,239 |
| b) Lease Rent | 3,31,000 | 2,95,000 |
| c) Electricity | 20,26,750 | 19,18,950 |
| d) MCI, if applicable | - | - |
| e) Security deposit | 750 | 750 |
| f) Gas deposit | 6,800 | 6,800 |
| g) AP Food Processing Society | 50,000 | 50,000 |
| 6. Income Accrued | | |
| a) On Inv. Earmarked/Endowment Funds | - | - |
| b) On Investments-Others | - | - |
| c) On Loans and Advances | - | - |
| d) Fee receivable | 177,86,196 | 216,30,558 |
| 7. Other receivable | | |
| a) Debit balances in Sponsored Projects | - | - |
| b) Debit balances in Fellowship & Scholarship | - | - |
| c) Grants Recoverable | - | - |
| d) TDS Receivables | 39,85,228 | 57,71,770 |
| e) TCS Receivables | 3,60,326 | 3,60,326 |
| f) Others | - | 24,500 |
| 8. Claims Receivable | - | - |
| TOTAL | 747,07,182 | 641,64,402 |



VIGNAN'S FOUNDATION FOR SCIENCE, TECHNOLOGY AND RESEARCH
VADLAMUDI

SCHEDULE 10 - ACADEMIC RECEIPTS

| Particulars | As at 31.03.2019 | As at 31.03.2018 |
|---|---------------------|--------------------|
| FEE FROM STUDENTS | | |
| Academic | | |
| 1. Tuition Fee | 8685,76,439 | 6404,41,021 |
| 2. Admission Fee | 376,03,710 | 424,19,128 |
| 3. Campus Recruitment Training Fee | - | - |
| Total (A) | 9061,80,149 | 6828,60,149 |
| Examinations | | |
| 1. Admission-test Fee | 98,07,289 | 108,77,972 |
| 2. Annual Examination Fee | 349,33,304 | 324,34,746 |
| 3. Mark Sheet, Certificate Fee | 25,85,500 | 34,41,000 |
| Total (B) | 473,26,093 | 467,53,718 |
| Other fees | | |
| 1. Identity Card Fee | 1,48,927 | 1,87,660 |
| 2. Fine/Miscellaneous Fee | 80,09,657 | 66,16,710 |
| 3. Medical Fee | - | - |
| 4. Transportation Fee | 419,84,197 | - |
| 5. Other Receipts | | |
| i) Non Govt Research Grants | 67,23,300 | 56,64,240 |
| ii) Consultancy Receipts | 116,42,820 | 106,76,800 |
| iii) Receipts from non govt bodies for infrastructure | 90,00,000 | 85,00,000 |
| iv) Receipts from Alumni Contribution | 22,65,000 | 19,76,000 |
| Total (C) | 797,73,901 | 336,21,410 |
| Sale of Publications | | |
| 1. Sale of Syllabus and Question Paper, etc. | - | - |
| 2. Sale of Prospectus including Admission Forms | - | - |
| Total (D) | - | - |
| GRAND TOTAL (A+B+C+D) | 10332,80,143 | 7632,35,277 |



**VIGNAN'S FOUNDATION FOR SCIENCE, TECHNOLOGY AND RESEARCH
VADLAMUDI**

SCHEDULE 11 - GRANTS & DONATIONS (Irrevocable Grants & Subsidies Received)

| Particulars | As at 31.03.2019 | As at 31.03.2018 |
|--------------------------------|------------------|------------------|
| 1) Central Government | - | - |
| 2) State Government(s) | - | - |
| 3) Government Agencies | - | - |
| 4) Institutions/Welfare Bodies | - | - |
| 5) International Organisations | - | - |
| 6) Others (Specify) | - | - |
| TOTAL | - | - |

SCHEDULE 12 - INCOME FROM INVESTMENTS

| Particulars | As at 31.03.2019 | As at 31.03.2018 |
|-----------------------------------|------------------|------------------|
| 1) Capital Gain on MF Investments | 12,35,299 | 11,83,619 |
| 2) Others (specify) | - | - |
| TOTAL | 12,35,299 | 11,83,619 |

SCHEDULE 13 - OTHER INCOME

| Particulars | As at 31.03.2019 | As at 31.03.2018 |
|--|------------------|------------------|
| A. Income from Land & Building | | |
| 1. Hostel Room Rent | - | - |
| 2. License Fee | - | - |
| 3. Hire Charges of Auditorium/Play Ground/ Convention Centre, etc., | - | - |
| 4. Electricity & Water Charges | - | - |
| Total | - | - |
| B. Sale of Institute's publications | - | - |
| C. Income from holding events | | |
| 1. Gross Receipts from Annual Function/Sports Carnival | - | - |
| Less: Direct Exp. on the Annual Function/Sports Carnival | - | - |
| 2. Gross Receipts from Fetes | - | - |
| Less: Direct Expenditure incurred on the Fetes | - | - |
| 3. Gross Receipts for Educational Tours | - | - |
| Less: Direct Expenditure incurred on the Tours | - | - |
| 4. Others (to be specified and separately disclosed) | - | - |
| Total | - | - |
| D. Interest on Term Deposits: | | |
| a) With Scheduled Banks (FDRs) | 112,66,862 | 116,06,335 |
| b) With Non-Scheduled Banks | - | - |
| c) With Institutions | - | - |
| d) Others | - | - |
| Total | 112,66,862 | 116,06,335 |
| E. Interest on Savings Accounts: | | |



| Particulars | As at 31.03.2019 | As at 31.03.2018 |
|--|-------------------|-------------------|
| a) With Scheduled Banks | 44,54,952 | 58,07,143 |
| b) With Non-Scheduled Banks | - | - |
| c) With Institutions | - | - |
| d) Others | - | - |
| Total | 44,54,952 | 58,07,143 |
| F. Interest On Loans: | | |
| a) Employees/Staff | - | - |
| b) Others | - | - |
| Total | - | - |
| G. Interest on Debtors and Other Receivables | - | - |
| H. Others | | |
| 1. RTI Fee | - | - |
| 2. Income from Royalty | - | - |
| 3. Sale of Application Forms (Recruitment) | - | - |
| 4. Application Fee | - | - |
| 5. Profit on Sale/Disposal of Assets: | - | - |
| a) Owned Assets | | |
| b) Assets acquired out of Grants/received Free of Cost | - | - |
| 6. Others | - | - |
| 7. Prior Period Adjustments | - | - |
| Total | - | - |
| GRAND TOTAL (A+B+C+D+E+F+G+H) | 157,21,815 | 174,13,478 |



**VIGNAN'S FOUNDATION FOR SCIENCE, TECHNOLOGY AND RESEARCH
VADLAMUDI**

SCHEDULE 14 - STAFF PAYMENTS & BENEFITS

| Particulars | As at 31.03.2019 | As at 31.03.2018 |
|-----------------------------------|--------------------|--------------------|
| a) Salaries and Wages | | |
| Teaching Staff | 2219,79,575 | 1872,01,176 |
| Non-Teaching Staff | 615,23,749 | 510,39,459 |
| b) Incentives | 296,78,403 | 16,38,999 |
| c) Contribution to Provident Fund | 74,67,023 | 67,04,936 |
| d) Staff Welfare Expenses | 37,31,426 | 34,97,930 |
| e) Honorarium | - | 8,00,959 |
| f) Faculty Development | 61,39,662 | 61,57,121 |
| g) Staff Recruitment expenses | 6,07,476 | 7,24,055 |
| h) Contribution to ESI | 9,90,898 | 7,87,868 |
| TOTAL | 3321,18,212 | 2585,52,503 |

SCHEDULE 15- ACADEMIC EXPENSES

| Particulars | As at 31.03.2019 | As at 31.03.2018 |
|--|--------------------|-------------------|
| a) Laboratory Expenses | 15,85,479 | 15,89,242 |
| b) Field Work/Participation | 8,24,825 | 6,82,859 |
| c) Seminar/Workshop | 22,09,221 | 17,74,373 |
| d) Payment to Visiting Faculty | 46,29,234 | 33,38,447 |
| e) Seed Money | 216,60,000 | 55,00,000 |
| f) Examination Expenses | 148,51,872 | 138,93,852 |
| g) Student Welfare Expenses | 44,17,293 | 31,56,261 |
| h) Admission Expenses | 264,87,658 | 298,18,475 |
| i) Convocation Expenses | 41,63,352 | 37,36,684 |
| j) Publications | 32,450 | 1,29,990 |
| k) Stipend/Means-cum-Merit Scholarship | 16,28,000 | 23,29,750 |
| l) Academic Scholarships | 1499,45,150 | - |
| m) Training & Placement Expenses | 107,52,483 | 140,15,660 |
| TOTAL | 2431,87,017 | 799,65,593 |



**VIGNAN'S FOUNDATION FOR SCIENCE, TECHNOLOGY AND RESEARCH
VADLAMUDI**

SCHEDULE 16 - ADMINISTRATIVE AND GENERAL EXPENSES

| Particulars | As at 31.03.2019 | As at 31.03.2018 |
|--------------------------------------|--------------------|--------------------|
| a) Electricity and Power | 201,93,203 | 201,24,283 |
| b) Rates, Taxes and Licences | 36,08,805 | 34,37,034 |
| c) Postage & Telegram | 9,87,275 | 7,86,725 |
| d) Telephone and Internet Charges | 11,00,264 | 14,59,754 |
| e) Printing and Stationary | 31,57,604 | 17,97,727 |
| f) Traveling and Conveyance Expenses | 41,98,285 | 24,61,054 |
| g) Expenses on Seminar/Workshops | 10,59,296 | 3,92,198 |
| h) Rent | 25,68,129 | 21,55,981 |
| i) Auditors Remuneration | 5,66,400 | 5,70,300 |
| j) Advertisement and Publicity | 423,35,681 | 454,13,506 |
| k) Magazines & Journals | 6,71,204 | 4,73,758 |
| l) Miscellaneous Expenses | 2,15,319 | 1,60,601 |
| m) Functions & Celebrations | 113,94,484 | 98,87,739 |
| n) Research & Development | 732,89,130 | 548,86,660 |
| o) Expenditure on e- Journals | 67,11,821 | 78,78,820 |
| p) Security Charges | 46,84,014 | 89,34,382 |
| q) Meeting Expenses | 16,10,247 | 9,09,345 |
| r) Social Commitment Expenses | 27,59,981 | 7,06,829 |
| s) Legal charges | - | - |
| t) Prior period adjustments | - | - |
| TOTAL | 1811,11,142 | 1624,36,696 |

SCHEDULE 17 - TRANSPORTATION EXPENSES

| Particulars | As at 31.03.2019 | As at 31.03.2018 |
|---|-------------------|------------------|
| 1. Vehicles (Owned by Educational Institution) | | |
| a) Running Expenses | 124,96,712 | 10,09,084 |
| b) Repairs & Maintenance | 35,29,754 | 4,23,095 |
| c) Insurance Expenses | 16,93,678 | 78,858 |
| 2. Vehicles (Not-owned by Educational Institution) | | |
| a) Running, Repairs & Maintenance Expenses | 10,77,586 | 7,82,784 |
| TOTAL | 187,97,730 | 22,93,821 |



**VIGNAN'S FOUNDATION FOR SCIENCE, TECHNOLOGY AND RESEARCH
VADLAMUDI**

SCHEDULE 18 - REPAIRS & MAINTENANCE

| Particulars | As at 31.03.2019 | As at 31.03.2018 |
|---|-------------------|-------------------|
| a) Building | 25,60,011 | 23,91,284 |
| b) Fixtures | 2,14,489 | 3,22,898 |
| c) Plant & Machinery | 9,93,790 | 4,42,888 |
| d) Office/Sports/ Equipments | 17,16,122 | 17,14,601 |
| e) Computer Maintenance (including Softwares) | 9,44,678 | 10,73,914 |
| f) University Maintenance | 43,88,966 | 74,92,683 |
| g) Electrical Maintenance | 20,51,851 | 6,73,386 |
| i) Green Initiative Expenses | 1,83,400 | - |
| TOTAL | 130,53,307 | 141,11,654 |

SCHEDULE 19 - FINANCE COSTS

| Particulars | As at 31.03.2019 | As at 31.03.2018 |
|------------------------------|-------------------|-------------------|
| a) Interest on Car loan | 76,336.44 | 1,93,514 |
| b) Interest on SOD Loan | 7,72,380.00 | 6,19,198 |
| c) Interest on term loan | 200,42,338.00 | 257,18,423 |
| d) Interest on Deposit Loans | - | 88,482 |
| e) Bank charges | 3,55,383.36 | 2,06,025 |
| TOTAL | 212,46,438 | 268,25,642 |

SCHEDULE 20 - DEPRECIATION

| Particulars | As at 31.03.2019 | As at 31.03.2018 |
|--------------|-------------------|-------------------|
| Depreciation | 858,51,376 | 726,42,921 |
| TOTAL | 858,51,376 | 726,42,921 |

